



Aluminum Full View Doors

Amarr® 3552 / Amarr® 3502

Amarr 3552 and 3502 Aluminum Full View doors are constructed of 2" thick extruded aluminum rails and stiles and can be fitted with a variety of full-view glass options, solid aluminum, perforated or louvered ventilation panels. Perfect for automotive showrooms and repair centers, service stations, car washes, fire houses, restaurants, and sports complexes; our aluminum doors create a clean style for any facility. These doors can be mounted stationary or operative as a stylish alternative for al fresco situations.

The **ClearView Aluminum Strut System** provides added strength and durability to larger Amarr 3552 door sizes up to 24' 2", without restricting the viewing area.



Amarr 3552 with two Louvered Aluminum bottom sections.

CONSTRUCTION

Amarr 3552

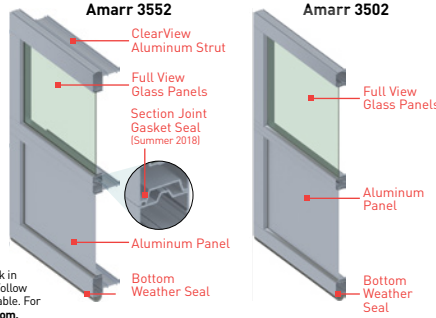
Heavy-Duty Aluminum door

- 2" thick extruded aluminum rails & stiles
- Available in 1" width increments
- Available in odd heights

Amarr 3502

Medium-Duty Aluminum door

- 2" thick extruded aluminum rails & stiles
- Available in 1" width increments



Track: All Amarr doors are available with both 2" or 3" track in Standard Lift, High Lift, Vertical Lift, Low Headroom, and Follow the Roof Pitch. Custom track configurations are also available. For drawings and more information, please visit www.amarr.com.

Springs: Torsion springs are oil tempered, helical wound and custom computed for each door for a minimum 10,000 cycle life. Optional springs are available up to 100,000 cycle life.

Standard Hardware: Galvanized steel hinges and track brackets. All rollers have minimum 10-ball bearings.

COLORS Actual color may vary from samples shown.

In Stock

ANODIZE

Amarr 3502 available in Clear anodize only.

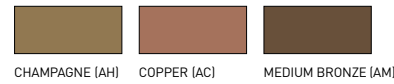
PAINT



Special Order

ANODIZE

Longer lead time and price upcharge apply.



PAINT PVDF (Kynar®) & Powder Coat

Longer lead time and price upcharge apply.



SPECIFICATIONS

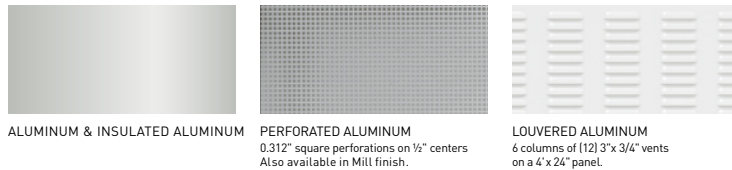
	Heavy-Duty Amarr 3552	Medium-Duty Amarr 3502
MATERIAL	Aluminum	Aluminum
CONSTRUCTION LAYERS	Single	Single
GASKET SEAL	•	•
DOOR THICKNESS	2" [5.1cm]	2" [5.1cm]
MINIMUM WIDTH	2'	2'
MAXIMUM WIDTH	24' 2"	12' 2"
SECTION HEIGHTS¹	18", 21", 24"	21", 24"
MINIMUM HEIGHT	6'	6'
MAXIMUM HEIGHT	20' 1"	12' 1"
WIND LOAD² AVAILABLE	•	•
FINISH WARRANTY³	5 Years	5 Years
WORKMANSHIP/HARDWARE WARRANTY³	1 Year	1 Year

¹ For complete door height configuration chart, visit amarr.com or contact your local Amarr dealer.

² It is your responsibility to make sure your garage door meets local building codes.

³ For complete warranty details, visit amarr.com or contact your local Amarr dealer.

PANEL OPTIONS Amarr 3502 available in single Aluminum only.



RAL & CUSTOM PAINT FINISH COLORS AVAILABLE
Longer lead time and price upcharge apply.

	PVDF (Kynar®)	Powder Coat
FADE RESISTANT	++	+
CORROSION RESISTANT	++	+
UV RESISTANT	++	+
ABRASION RESISTANT	+	++
STANDARD COLORS	26	21
RAL/CUSTOM COLORS PRICE UPCHARGE	\$	\$\$
TOUCH-UP PAINT	Included	NOT included

GLAZING OPTIONS

	SINGLE PANE						DUAL PANE*						SINGLE PANE					
	Annealed		Tempered		Laminated		Annealed		Tempered		Polycarbonate		Acrylic		Acrylic			
	1/8"	1/8" Low-E	1/8"	1/8" Low-E	1/4"	1/4" Low-E	1/2"	1/2" Low-E	1/2"	1/2" Low-E	1/4"	Single 1/8"	Single 1/4"	Tri-Wall 5/8"	1/8"	1/4"	1/2"	
CLEAR	•	•	•	•	•	•	•	•	•	•	•	•	•	•	•	•	•	
OBSCURE	•	•	•	•	•	•	•	•	•	•	•	•	•	•	•	•	•	
GREEN TINT	•	•	•	•	•	•	•	•	•	•	•	•	•	•	•	•	•	
BRONZE TINT	•	•	•	•	•	•	•	•	•	•	•	•	•	•	•	•	•	
GRAY TINT	•	•	•	•	•	•	•	•	•	•	•	•	•	•	•	•	•	
GREYLITE	•	•	•	•	•	•	•	•	•	•	•	•	•	•	•	•	•	
FROST	•	•	•	•	•	•	•	•	•	•	•	•	•	•	•	•	•	
SNOW	•	•	•	•	•	•	•	•	•	•	•	•	•	•	•	•	•	
WHITEOUT	•	•	•	•	•	•	•	•	•	•	•	•	•	•	•	•	•	
BLACK ICE	•	•	•	•	•	•	•	•	•	•	•	•	•	•	•	•	•	

*Not available on Amarr 3502.

