




## 2" Ribbed Panel Steel Sectional Doors

Amarr® 2002 / 2012 / 2022

Amarr® 2402 / 2412 / 2422

Amarr® 2502 / 2512 / 2522



**Amarr 2" ribbed panel steel sectional doors are the industry workhorses and our most versatile door models.**

These open-back commercial steel doors are available in a variety of steel gauges and feature tongue and groove construction with a bottom weather seal to guard against the elements. These doors can be factory- or field-modified with CFC-free polystyrene insulation to fit the needed application.



Amarr 2512 in Commercial White with 2 White Aluminum Full View sections

**CONSTRUCTION**

**Amarr 2002, 2012, 2022**

Extra Heavy-duty, 20-gauge steel

**Amarr 2402, 2412, 2422**


Heavy-duty, 24-gauge steel

**Amarr 2502, 2512, 2522**

Medium-duty, nominal 24-gauge steel


**SINGLE-LAYER Steel**

Amarr 2002/2402/2502




**R-Value 7.0 DOUBLE-LAYER Steel + Insulation**

Amarr 2012/2412/2512



**R-Value 7.0 TRIPLE-LAYER Steel + Insulation + Steel Backer**

Amarr 2022/2422/2522



**Track:** All Amarr doors are available with both 2" or 3" track in Standard Lift, High Lift, Vertical Lift, Low Headroom, and Follow the Roof Pitch. Custom track configurations are also available. For drawings and more information, please visit [www.amarr.com](http://www.amarr.com).

**Springs:** Torsion springs are oil tempered, helical wound and custom computed for each door for a minimum 10,000 cycle life. Optional springs are available up to 100,000 cycle life.

**Hardware:** Amarr standard-duty hardware includes minimum 14-gauge galvanized steel hinges and 13-gauge galvanized steel track brackets. All rollers have minimum 10-ball bearings.

**SPECIFICATIONS**

Amarr ENTRE/MATIC	Extra Heavy-Duty			Heavy-Duty			Medium-Duty		
	Amarr 2002 formerly 2000	Amarr 2012 formerly 2000i	Amarr 2022 formerly 2000s	Amarr 2402 formerly 2400	Amarr 2412 formerly 2400i	Amarr 2422 formerly 2400s	Amarr 2502 formerly 2500	Amarr 2512 formerly 2500i	Amarr 2522 September 2016
<b>STEEL THICKNESS (Exterior/Interior)</b>	20 ga	20 ga	20 ga / 25 ga	24 ga	24 ga	24 ga / 25 ga	Nominal 24 ga	Nominal 24 ga	Nominal 24 ga / 25 ga
<b>END STYLE</b>	19 ga (16 ga optional)	19 ga (16 ga optional)	19 ga (16 ga optional)	19 ga (16 ga optional)	19 ga (16 ga optional)	19 ga (16 ga optional)	19 ga (16 ga optional)	19 ga (16 ga optional)	19 ga (16 ga optional)
<b>PANEL DESIGN</b>	Deep Ribbed	Deep Ribbed	Deep Ribbed	Deep Ribbed	Deep Ribbed	Deep Ribbed	Deep Ribbed	Deep Ribbed	Deep Ribbed
<b>STEEL EMBOSSEMENT</b>	Smooth	Smooth	Smooth	Smooth	Smooth	Smooth	Smooth	Smooth	Smooth
<b>DOOR THICKNESS</b>	2" (5.1cm)	2" (5.1cm)	2" (5.1cm)	2" (5.1cm)	2" (5.1cm)	2" (5.1cm)	2" (5.1cm)	2" (5.1cm)	2" (5.1cm)
<b>CONSTRUCTION LAYERS</b>	Single	Double	Triple	Single	Double	Triple	Single	Double	Triple
<b>INSULATION<sup>1</sup></b>		Polystyrene	Polystyrene		Polystyrene	Polystyrene		Polystyrene	Polystyrene
<b>R-VALUE<sup>2</sup></b>		7.0	7.0		7.0	7.0		7.0	7.0
<b>U-VALUE</b>		0.143	0.143		0.143	0.143		0.143	0.143
<b>MINIMUM WIDTH</b>	6'	6'	6'	6'	6'	6'	6'	6'	6'
<b>MAXIMUM WIDTH</b>	26' 2"	26' 2"	26' 2"	30' 2"	30' 2"	30' 2"	20' 2"	20' 2"	20' 2"
<b>MINIMUM HEIGHT</b>	7'	7'	7'	7'	7'	7'	7'	7'	7'
<b>MAXIMUM HEIGHT</b>	26' 1"	26' 1"	26' 1"	26' 1"	26' 1"	26' 1"	14' 1"	14' 1"	14' 1"
<b>WIND LOAD<sup>3</sup> AVAILABLE</b>	•	•	•	•	•	•	•	•	•
<b>PAINT FINISH WARRANTY<sup>4</sup></b>	10 Years	10 Years	10 Years	10 Years	10 Years	10 Years	10 Years	10 Years	10 Years
<b>WORKMANSHIP/HARDWARE WARRANTY<sup>4</sup></b>	1 Year	1 Year	1 Year	1 Year	1 Year	1 Year	1 Year	1 Year	1 Year

**RAPID INSTALL** Rapid Install Vertical Lift: Designed specifically for commercial warehouse and dock doors and saves approximately 20 minutes of installation time per door due to fewer jamb attachments and a pre-assembled, one-piece track. Available for door sizes up to 9'4"x10'. For more information, please visit [www.amarr.com](http://www.amarr.com).

<sup>1</sup> Insulation has passed self-ignition, flamespread and smoke developed index fire testing.  
<sup>2</sup> Calculated door section R-value.  
<sup>3</sup> It is your responsibility to make sure your garage door meets local building codes.  
<sup>4</sup> For complete warranty details, visit [amarr.com](http://amarr.com) or contact your local Amarr dealer.

**PANEL DESIGN**



RIBBED PANEL

**WINDOW OPTIONS** Available with either a black or white frame.



24" X 12" SINGLE PLEXIGLAS®  
24" X 12" INSULATED PLEXIGLAS®



24" X 6" DSB or PLEXIGLAS®

**STEEL COLORS**

Amarr steel doors are pre-painted; for custom colors, exterior latex paint must be used. Visit [amarr.com](http://amarr.com) for instructions on painting. Actual paint colors may vary from samples shown.



COMMERCIAL WHITE



COMMERCIAL GRAY  
2402/2412/2422 only



COMMERCIAL BROWN  
2402/2412/2422 only



COMMERCIAL BLACK®  
2402/2412/2422 only



**Amarr Color Zone®**  
Over 500 factory-applied colors.

Visit a Sherwin-Williams store to select the SnapDry™ paint color of your choice.



\*Price upcharge applies.

**SUPERFLEX SECTION OPTION**

Impact resistant sections are the answer to lower door section damage common in today's busy warehouses. Made with high-performance TPO skins on a flexible fiberglass tube frame. Available in widths up to 12' 2".



**ALUMINUM SECTION OPTIONS**



GLAZED ALUMINUM



PERFORATED ALUMINUM†  
0.312" square perforations on 1/2" centers



LOUVERED ALUMINUM  
6 columns of (12) 3"x3/4" vents on a 4'x24" panel



CLEAR ANODIZE



DARK BRONZE ANODIZE



BLACK ANODIZE



WHITE POWDER COAT

Actual color may vary from samples shown. Additional finish options available. Visit [Amarr.com](http://Amarr.com).  
†Also available in Mill finish.

Entrematic products may be the subject of one or more U.S. and/or foreign, issued and/or pending, design and/or utility patents. Entrematic and Amarr as words and logos are trademarks owned by Entrematic Group AB or companies within the Entrematic Group. Door specifications and technical data subject to change without notice.  
©Entrematic Group AB 2017. All rights reserved. Printed in USA Form #6200517/20M/GVS

**ENTRE/MATIC**  
**JDT Garage Door**  
Service 602-703-9582  
[info@jdtgaragedoor.com](mailto:info@jdtgaragedoor.com)

Entrematic  
165 Carriage Court  
Winston-Salem, NC 27105  
800.503.DOOR  
[www.amarr.com](http://www.amarr.com)

FOR TECHNICAL QUESTIONS:  
1.866.366.4814

